

This article was downloaded by:

On: 28 January 2011

Access details: *Access Details: Free Access*

Publisher *Taylor & Francis*

Informa Ltd Registered in England and Wales Registered Number: 1072954 Registered office: Mortimer House, 37-41 Mortimer Street, London W1T 3JH, UK



Phosphorus, Sulfur, and Silicon and the Related Elements

Publication details, including instructions for authors and subscription information:

<http://www.informaworld.com/smpp/title~content=t713618290>

ERRATUM

To cite this Article (1998) 'ERRATUM', Phosphorus, Sulfur, and Silicon and the Related Elements, 132: 1, 135 — 145

To link to this Article: DOI: 10.1080/10426509808036981

URL: <http://dx.doi.org/10.1080/10426509808036981>

PLEASE SCROLL DOWN FOR ARTICLE

Full terms and conditions of use: <http://www.informaworld.com/terms-and-conditions-of-access.pdf>

This article may be used for research, teaching and private study purposes. Any substantial or systematic reproduction, re-distribution, re-selling, loan or sub-licensing, systematic supply or distribution in any form to anyone is expressly forbidden.

The publisher does not give any warranty express or implied or make any representation that the contents will be complete or accurate or up to date. The accuracy of any instructions, formulae and drug doses should be independently verified with primary sources. The publisher shall not be liable for any loss, actions, claims, proceedings, demand or costs or damages whatsoever or howsoever caused arising directly or indirectly in connection with or arising out of the use of this material.

ERRATUM

HENRYK KRAWCZYK

*Institute of Organic Chemistry, Technical University (Politechnika), 90-924 Łódź,
Żwirki 36, Poland*

(Received 13 August 1996)

Piperidine catalysed reaction of methyl phenylphosphinylacetic acid **1** with paraformaldehyde and primary or secondary alcohols gave methyl phenyl(1-alkoxymethyl)vinylphosphinates **3a-f**. Conjugate addition of primary amines or ammonia to **3** followed by hydrolysis of the resulting 2-aminophosphinates **5** and **7** afforded 2-aminoethylphenylphosphinic acids **6** and **8** respectively.

Keywords: Vinylphosphinates; amines; conjugate addition; hydrolysis

The synthesis of functionalised phenylphosphinic acids and their esters has attracted considerable attention in recent years not only because of their potential biological activity but also because of their wide utility as useful intermediates in the preparation of various important organophosphorus compounds. [1-8] On the other hand, vinylphosphinates have proven valuable as starting materials in the synthesis of agrochemicals. [9-14] Although several methods for the preparation of vinylphosphinates have been published, [9-17] synthesis of 1-substituted vinylphosphinates remains relatively unexplored. [15-17]

Recently we reported a novel three component reaction of diethylphosphonoacetic acid with paraformaldehyde and alcohols producing diethyl 1-alkoxymethylvinylphosphonates. [18] In this paper we describe a similar approach to methyl phenyl(1-alkoxymethyl)vinylphosphinates **3** starting from readily available methyl phenylphosphinylacetic acid **1** [19] and we report a simple one-pot procedure for their transformation into (2-amino-1-alkoxymethylethyl)phenylphosphinic acids **6** and **8**. This type of acids is of biological interest. [20-22]

Reaction of the acid **1** with an excess of paraformaldehyde (3 eq.) and primary or secondary alcohols **2** in the presence of a catalytic amount of piperidine (6 mol%) (Scheme 1) produced the phosphinates **3** in yields of 52-85% (Table I).

Scheme 1

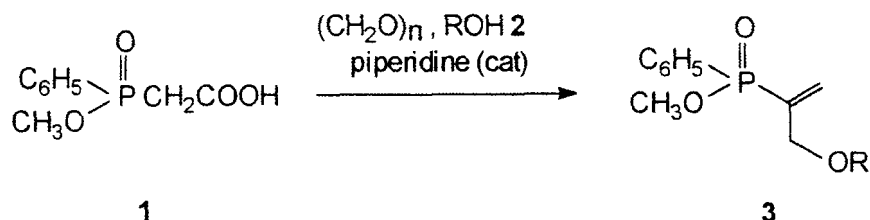


TABLE I Synthesis of Vinylphosphinates 3.

Compound	R	Reaction conditions		Yield(%) ^a
		temp.	time (h)	
3a	CH ₃	70°C	50	85
3b	CH ₂ C ₆ H ₅	85°C	50	54
3c	CH ₂ CH=CH ₂	85°C	50	54
3d	CH ₂ C≡CH	85°C	40	85
3e	CH ₂ CH(CH ₃) ₂	85°C	30	64
3f	CH(CH ₃) ₂	85°C	30	52

^aIsolated yield after distillation

A promising route to 2-aminoalkyl phosphinic acids seemed to be a conjugate addition of amines to vinylphosphinates followed by the standard hydrolysis of the resulting 2-aminophosphinates. Similar examples of such an addition have been reported. However, they were limited to unsubstituted vinylphosphinates and the corresponding phosphonates or phosphine oxides. [23-26] We reasoned that conjugate addition of amines to vinylphosphinates **3a-f** bearing 1-alkoxymethyl substituent (Scheme 2) would constitute a facile synthesis of 2-aminophosphinates **5**. Such a prediction was based on an analogy to the known reaction of amines with α -substituted acrylates. [27-29] It has been established that replacement of the α -methyl group in acrylates by α -hydroxymethyl substituent significantly improved the reactivity of these Michael acceptors. In contrast to methyl methacrylate which reacted with primary amines at elevated pressures in the presence of ytterbium triflate, α -hydroxymethylacrylates and their ethers were converted to the corresponding β -aminoesters at atmospheric pressure and without the use of any catalyst.

As model representatives of **3** and primary amines **4** we chose phosphinate **3a** and benzylamine **4a** respectively. Indeed, the addition of benzylamine (1.1 eq.) to **3a** proceeded readily in methanol at room temperature and was completed

after three days providing 2-aminophosphinate **5aa** as a mixture of diastereoisomers in a ratio 1:1 (^{31}P NMR). We have not attempted to separate out particular isomers.

Base promoted hydrolysis of alkyl phosphinates is a well-known reaction. [30] Moreover, hydrolysis of diethyl β - and γ -aminoalkylphosphonates under basic conditions to give monoesters has been shown to occur with intramolecular nucleophilic catalysis by an amino group. [31] We found that heating **5aa** in aqueous ammonia at 40°C for 100h provided a gentle and effective approach to the acid **6aa**. Following this methodology we have synthesized a number of N-substituted aminophosphinic acids **6** (Table II). It has also proven useful for the preparation of N-unsubstituted aminophosphinic acids **8** (Scheme 3). In general, methanol solutions of vinylphosphinates **3** were treated with an excess of aqueous ammonia at room temperature for three weeks. After three days the addition of ammonia was completed and the forming esters **7** were then slowly hydrolysed. Only hydrolysis of ester **7b** required heating at 40°C for 100 h. In each case the acids **6** and **8** were obtained as crystalline compounds.

Scheme 2

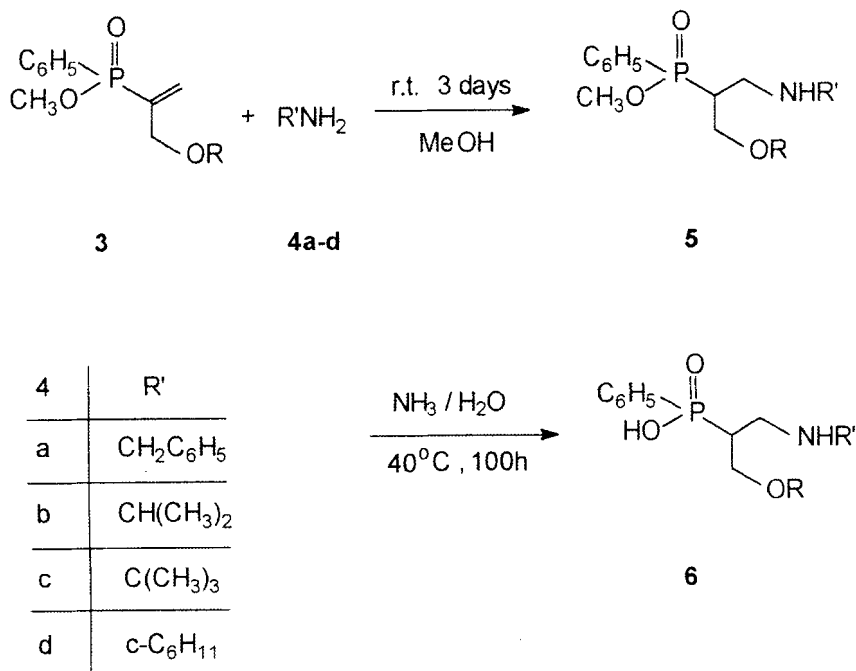


TABLE II Aminophosphinic Acids **6** Prepared

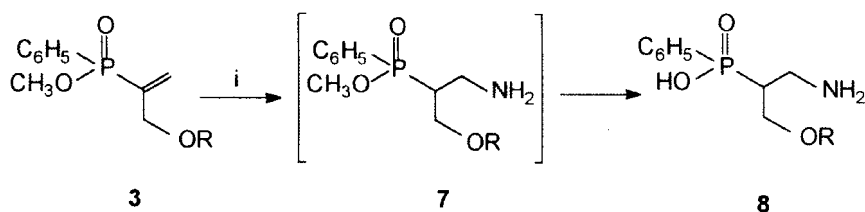
Product	R	R'	Yield (%) ^o
6aa	CH ₃	CH ₂ C ₆ H ₅	67
6ab	CH ₃	CH(CH ₃) ₂	77
6ac	CH ₃	C(CH ₃) ₃	82
6ad	CH ₃	<i>c</i> -C ₆ H ₁₁	69
6ba	CH ₂ C ₆ H ₅	CH ₂ C ₆ H ₅	74
6ca	CH ₂ CH = CH ₂	CH ₂ C ₆ H ₅	82
6cc	CH ₂ CH = CH ₂	C(CH ₃) ₃	81
6dc	CH ₂ C ≡ CH	C(CH ₃) ₃	65
6ed	CH ₂ CH(CH ₃) ₂	<i>c</i> -C ₆ H ₁₁	63
6fd	CH(CH ₃) ₂	<i>c</i> -C ₆ H ₁₁	65

^oIsolated yields of analytically pure acids based on **3**

It is noteworthy that methyl 1-methylvinylphenylphosphinate [32] did not undergo conjugate addition with benzylamine even if the reaction mixture was heated in refluxing methanol for a prolonged time. This suggests that the reactivity of 1-substituted vinylphosphinates towards such nucleophiles as primary amines or ammonia is controlled rather by electronic effects than by steric hindrance exerted by 1-substituent. [33] Consequently one can draw the conclusion that during the addition of amines to vinylphosphinates **3** the negative charge being developed on the carbon atom adjacent to the phosphoryl group is likely to be stabilised by the inductive effect of the β -C-O bond (Scheme 4). A similar oxygen-carbon β -bond effect has already been noticed. [34]

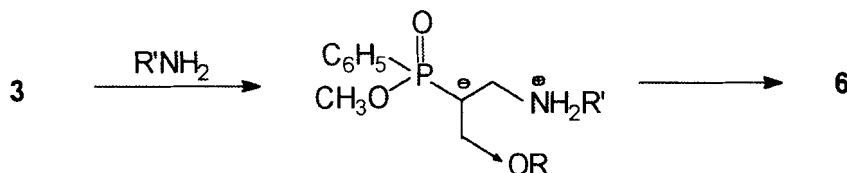
To summarize, we described a novel route for the preparation of 1-substituted vinylphenylphosphinates and demonstrated their usefulness in the synthesis of a variety of 1-functionalised-2-aminoethylphenylphosphinic acids.

Scheme 3



Reagents and conditions: (i) NH₃ / H₂O, r.t., 3 weeks

Scheme 4



EXPERIMENTAL

NMR spectra were recorded on a Bruker DPX 250 spectrometer (250.13 MHz for 1H or 101.26 for ^{31}P). TMS was used as an internal standard for 1H NMR spectra, 85% H_3PO_4 was an external standard for ^{31}P NMR measurements. FAB/MS were recorded on a APO Electron (Ukraine) Modell MI 12001 E mass spectrometer equipped with FAB ion source (thioglycerol matrix). Melting points were determined in open capillaries and are uncorrected. Methyl phenylphosphinylacetic acid was prepared according to the literature procedure. [19]

Methyl Phosphinates 3a-f

General Procedure

A mixture of acid **1** (6.42 g, 0.03 mol), paraformaldehyde (2.7 g, 0.09 mol) and piperidine (153 mg, 1.8 mmol) in alcohol **2a-f** (50 ml) was heated with stirring at given temperature for a period of time as shown in Table I. The reaction mixture was concentrated under reduced pressure, the residue was taken up in chloroform (70 ml) and washed successively with water (2×20 ml), 5% HCl (2×5 ml), 5% $NaHCO_3$ (2×10 ml), water (2×20 ml) and dried over anhydrous $MgSO_4$. Removal of the solvent followed by distillation afforded phosphinates **3a-f** as colourless liquids.

Methyl (1-Methoxymethylvinyl)Phenylphosphinate **3a**

yield: 85%; b.p. $125^\circ C/0.4$ Torr; ^{31}P NMR ($CDCl_3$) δ : 33.7; 1H NMR ($CDCl_3$) δ : 3.27 (s, 3H, CH_3), 3.73 (d, 3H, $^3J_{HP} = 11.0$, CH_3), 4.06 (dt, 2H, $^3J_{HP} = 8.0$, $^4J_{HH} = 1.5$, CH_2), 6.09 (ddt, 1H, $^3J_{HP} = 40.1$, $^2J_{HH} = ^4J_{HH} = 1.5$, $P-C=CH_{trans}$), 6.12 (ddt, 1H, $^3J_{HP} = 22.0$, $^2J_{HH} = ^4J_{HH} = 1.5$, $P-C=CH_{cis}$), 7.43-7.60 (m, 3H, Ar), 7.75-7.85 (m, 2H, Ar); FAB/MS: m/z (%): 227 (MH^+ , 100), 155 (33). Anal. Calcd for $C_{11}H_{15}O_3P$: C, 58.40; H, 6.68. Found: C, 58.52; H, 6.72.

Methyl (1-Benzyloxymethylvinyl)Phenylphosphinate 3b

yield: 54%; b.p. 150°C/0.2 Torr; ^{31}P NMR (CDCl_3) δ : 33.8; ^1H NMR (CDCl_3) δ : 3.72 (d, 3H, $^3J_{\text{HP}} = 11.1$, CH_3), 4.18 (dt, 2H, $^3J_{\text{HP}} = 8.2$, $^4J_{\text{HH}} = 1.4$, CH_2), 4.45 (s, 2H, CH_2), 6.16 (ddt, 1H, $^3J_{\text{HP}} = 20.4$, $^2J_{\text{HH}} = ^4J_{\text{HH}} = 1.4$, $\text{P-C}=\text{CH}_{\text{cis}}$), 6.17 (ddt, 1H, $^3J_{\text{HP}} = 41.6$, $^2J_{\text{HH}} = ^4J_{\text{HP}} = 1.4$, $\text{P-C}=\text{CH}_{\text{trans}}$), 7.2-7.4 (m, 5H, Ar), 7.4-7.6 (m, 3H, Ar), 7.75-7.85 (m, 2H, Ar); FAB/MS: m/z (%) 303 (MH^+ , 58), 155 (11), 91 (100). Anal. Calcd for $\text{C}_{17}\text{H}_{19}\text{O}_3\text{P}$: C, 67.54; H, 6.33. Found: C, 67.69; H, 6.29.

Methyl (1-Allyloxymethylvinyl)Phenylphosphinate 3c

yield: 54%, b.p. 130°C/0.2 Torr; ^{31}P NMR (CDCl_3) δ : 33.7; ^1H NMR (CDCl_3) δ : 3.73 (d, 3H, $^3J_{\text{HP}} = 11.1$, CH_3), 3.91 (dt, 2H, $^3J_{\text{HH}} = 5.55$, $^4J_{\text{HH}} = 1.5$, CH_2), 4.12 (dt, 2H, $^3J_{\text{HP}} = 7.87$, $^4J_{\text{HH}} = 1.5$, CH_2), 5.14 (ddt, 1H, $J_{\text{cis}} = 10.4$, $^2J = ^4J = 1.5$, $=\text{CH}_\text{A}$), 5.19 (ddt, 1H, $J_{\text{trans}} = 17.3$, $^2J = ^4J = 1.5$, $=\text{CH}_\text{B}$), 5.82 (ddt, 1H, $^3J = 5.55$, $J_{\text{trans}} = 17.3$, $J_{\text{cis}} = 10.4$, $=\text{CH}$), 6.13 (ddt, 1H, $^3J_{\text{HP}} = 41.7$, $^2J_{\text{HH}} = ^4J_{\text{HH}} = 1.5$, $\text{P-C}=\text{CH}_{\text{trans}}$), 6.14 (ddt, 1H, $^3J_{\text{HP}} = 21.8$, $^2J_{\text{HH}} = ^4J_{\text{HH}} = 1.5$, $\text{P-C}=\text{CH}_{\text{cis}}$), 7.4-7.6 (m, 3H, Ar), 7.75-7.85 (m, 2H, Ar); FAB/MS: m/z (%) 253 (MH^+ , 100), 155 (29), 41(25). Anal. Calcd for $\text{C}_{13}\text{H}_{17}\text{O}_3\text{P}$: C, 61.90; H, 6.79. Found: C, 61.97; H, 6.74.

Methyl (1-Propargyloxymethylvinyl)Phenylphosphinate 3d

yield: 85%; b.p. 135°C/0.2 Torr; ^{31}P NMR (CDCl_3) δ : 33.7; ^1H NMR (CDCl_3) δ : 2.4 (t, 1H, $^4J = 2.4$, $\equiv\text{CH}$), 3.74 (d, 3H, $^3J_{\text{HP}} = 11.0$, CH_3), 4.08 (t, 2H, $^4J = 2.4$, CH_2), 4.22 (dm, 2H, $^3J_{\text{HP}} = 8.5$, CH_2), 6.13 (dm, 1H, $^3J_{\text{HP}} = 40.0$, $\text{P-C}=\text{CH}_{\text{trans}}$), 6.16 (dm, 1H, $^3J_{\text{HP}} = 20.4$, $\text{P-C}=\text{CH}_{\text{cis}}$), 7.4-7.6 (m, 3H, Ar), 7.75-7.85 (m, 2H, Ar); FAB/MS: m/z (%) 251 (MH^+ , 100), 155 (43). Anal. Calcd for $\text{C}_{13}\text{H}_{15}\text{O}_3\text{P}$: C, 62.40; H, 6.04. Found: C, 62.49; H, 6.09.

Methyl (1-Isobutoxymethylvinyl)Phenylphosphinate 3e

yield: 64%; b.p. 120°C/0.2 Torr; ^{31}P NMR (CDCl_3) δ : 33.9; ^1H NMR (CDCl_3) δ : 0.85 (d, 6H, $J = 6.7$, 2CH_3), 1.79 (m, 1H, CH), 3.12 (d, 2H, $J = 6.6$, CH_2), 3.73 (d, 3H, $^3J_{\text{HP}} = 11.1$, CH_3), 4.09 (dt, 2H, $^3J_{\text{HP}} = 7.6$, $^4J_{\text{HH}} = 1.5$, CH_2), 6.12 (1H, ddt, 1H, $^3J_{\text{HP}} = 41.8$, $^2J_{\text{HH}} = ^4J_{\text{HH}} = 1.5$, $\text{P-C}=\text{CH}_{\text{trans}}$), 6.13 (1H, ddt, $^3J_{\text{HP}} = 21.4$, $^2J_{\text{HH}} = ^4J_{\text{HH}} = 1.5$, $\text{P-C}=\text{CH}_{\text{cis}}$), 7.4-7.6 (m, 3H, Ar), 7.75-7.85 (m, 2H, Ar); FAB/MS: m/z (%) 269 (MH^+ , 100), 211 (22), 155 (43). Anal. Calcd for $\text{C}_{14}\text{H}_{21}\text{O}_3\text{P}$: C, 62.67; H, 7.89. Found: C, 62.53; H, 7.96.

Methyl (1-Isopropoxymethylvinyl)Phenylphosphinate 3f

yield: 52%, b.p. 130°C/0.8 Torr; ^{31}P NMR (CDCl_3) δ : 34.0; ^1H NMR (CDCl_3) δ : 1.09 (d, 3H, $J = 6.1$, CH_3), 1.10 (d, 3H, $J = 6.1$, CH_3), 3.54 (sep, 1H, $J = 6.1$, CH), 3.73 (d, 3H, $^3J_{\text{HP}} = 11.1$, CH_3), 4.10 (dt, 2H, $^3J_{\text{HP}} = 7.56$, $^4J_{\text{HH}} = 1.5$, CH_2), 6.14 (ddt, 1H, $^3J_{\text{HP}} = 40.8$, $^2J_{\text{HH}} = ^4J_{\text{HH}} = 1.5$, $\text{P-C=CH}_{\text{trans}}$), 6.18 (ddt, 1H, $^3J_{\text{HP}} = 20.0$, $^2J_{\text{HH}} = ^4J_{\text{HH}} = 1.5$, $\text{P-C=CH}_{\text{cis}}$), 7.4-7.6 (m, 3H, Ar), 7.75-7.85 (m, 2H, Ar); FAB/MS: m/z (%) 255 (MH^+ , 100), 155 (69); Anal. Calcd for $\text{C}_{13}\text{H}_{19}\text{O}_3\text{P}$: C, 61.40; H, 7.53; Found: C, 61.52; H, 7.62.

Aminophosphinic Acids 6

General Procedure

A mixture of vinylphosphinate (4 mmol) and amine **3a**, **3d** (1.1 eq.) or **3b**, **3c** (3 eq) in methanol (5 ml) was stirred for three days at room temperature. After that time examination by ^{31}P NMR showed that all vinylphosphinate had been converted to aminophosphinate. The reaction mixture was concentrated under reduced pressure. The resulting oil was dissolved in methanol (20 ml) and added to 25% aqueous ammonia (50 ml). The reaction mixture was heated at 40°C for 100 h. The solution was evaporated to dryness to give an oily residue which after dissolving in acetone/ether (10 ml) crystallized into white solid. Crystalline acid **6** was filtered off, washed with acetone and recrystallized from methanol/acetone.

(2-N-Benzylamino-1-Methoxymethylethyl)Phenylphosphinic Acid 6aa

yield: 67%, m.p. 199-200°C ^{31}P NMR (CD_3OD) δ : 27.1; ^1H NMR (CDCl_3 : CF_3COOD , 5:1) δ : 2.69 (m, 1H), 3.18 (s, 3H, CH_3), 3.3-3.7 (4H, complex), 4.23 (d, 1H, $J_{\text{AB}} = 13.2$), 4.35 (d, 1H, $J_{\text{AB}} = 13.2$), 7.3-7.6 (m, 5H, Ar); FAB/MS: m/z (%) 320 (MH^+ , 90), 169 (10), 141 (8), 106 (17), 91 (100). Anal. Calcd for $\text{C}_{17}\text{H}_{22}\text{NO}_3\text{P}$: C, 63.94; H, 6.94. Found: C, 64.02; H, 6.97.

(2-N-Iso-Propylamino-1-Methoxymethylethyl)Phenylphosphinic Acid 6ab

yield: 77%, m.p. 214-215°C, ^{31}P NMR (CD_3OD) δ : 26.0; ^1H NMR (CDCl_3 : CF_3COOD , 5:1) δ : 1.39 (d, 3H, $J = 6.6$, CH_3), 1.40 (d, 3H, $J = 6.6$, CH_3), 2.72 (m, 1H), 3.21 (s, 3H, CH_3), 3.3-3.6 (complex, 5H, 2CH_2 , CH), 7.5-7.8 (m, 5H, Ar); FAB/MS: m/z (%) 272 (MH^+ , 100), 169 (7), 141 (6), 72 (12), 71 (11). Anal. Calc for $\text{C}_{13}\text{H}_{22}\text{NO}_3\text{P}$: C, 57.55; H, 8.17. Found C, 57.64; H, 8.23.

(2-N-tert-Butylamino-1-Methoxymethylethyl)Phenylphosphinic Acid 6ac

yield: 82%; m.p. 240°C (dec); ^{31}P NMR (CD_3OD) δ : 25.5; ^1H NMR ($\text{CDCl}_3:\text{CF}_3\text{COOD}$, 5:1) δ : 1.45 (s, 9H, 3CH₃), 2.8 (m, 1H), 3.24 (s, 3H, CH₃), 3.35-3.75 (complex, 4H, 2CH₂), 7.5-7.8 (m, 5H, Ar); FAB/MS: m/z (%) 286 (MH^+ , 100), 141(8), 71(32), 57(34). Anal. Calcd for $\text{C}_{14}\text{H}_{24}\text{NO}_3\text{P}$: C, 58.93; H, 8.48. Found: C, 58.85; H, 8.52.

(2-N-Cyclohexylamino-1-Methoxymethylethyl)Phenylphosphinic Acid 6ad

yield: 69%; m.p. 184-185°C; ^{31}P NMR (CD_3OD) δ : 26.7; ^1H NMR ($\text{CDCl}_3:\text{CF}_3\text{COOD}$, 5:1) δ : 1.4 (m, 5H), 1.9 (m, 5H), 2.8 (m, 1H), 3.1 (m, 1H), 3.25 (s, 3H, CH₃), 3.35-3.65 (complex, 4H, 2CH₂), 7.5-7.8 (m, 5H, Ar); FAB/MS: m/z (%) 312 (MH^+ , 100), 141(8), 91(27), 71(28), 56(31). Anal. Calcd for $\text{C}_{16}\text{H}_{26}\text{NO}_3\text{P}$: C, 61.72; H, 8.42. Found: C, 61.66; H, 8.46.

(2-N-Benzylamino-1-Benzylloxymethylethyl)Phenylphosphinic Acid 6ba

yield: 74%; m.p. 194-195°C; ^{31}P NMR (CD_3OD) δ : 26.7; ^1H NMR ($\text{CDCl}_3:\text{CF}_3\text{COOD}$, 5:1) δ : 2.79 (m, 1H), 3.45-3.75 (complex, 4H), 4.18 (1H, d, $J_{\text{AB}} = 13.1$, CH_A), 4.27 (1H, d, $J_{\text{AB}} = 13.1$, CH_B), 4.29 (1H, d, $J_{\text{AB}} = 11.4$, CH_A), 4.37 (1H, d, $J_{\text{AB}} = 11.4$, CH_B), 7.1-7.9 (m, 15H, Ar); FAB/MS: m/z (%) 396 (MH^+ , 100), 91(89). Anal. Calcd for $\text{C}_{23}\text{H}_{26}\text{NO}_3\text{P}$: C, 69.86; H, 6.63. Found: C, 69.74; H, 6.68.

(2-N-Benzylamino-1-Allyloxymethylethyl)Phenylphosphinic Acid 6ca

Yield: 82%; m.p. 183-184°C; ^{31}P NMR (CD_3OD) δ : 26.4; ^1H NMR ($\text{CDCl}_3:\text{CF}_3\text{COOD}$, 5:1) δ : 2.72 (m, 1H), 3.3-3.9 (complex, 6H, 3CH₂), 4.23 (d, 1H, $J_{\text{AB}} = 13.2$), 4.37 (d, 1H, $J_{\text{AB}} = 13.2$), 5.13 (ddt, 1H, $J_{\text{trans}} = 16.9$, $^2J_{\text{HH}} = ^4J_{\text{HH}} = 1.3$, =CH_A), 5.19 (ddt, 1H, $J_{\text{cis}} = 10.4$, $^2J_{\text{HH}} = ^4J_{\text{HH}} = 1.3$, =CH_B), 5.63 (ddt, 1H, $^3J = 6.2$, $J_{\text{trans}} = 16.8$, $J_{\text{cis}} = 10.4$, =CH), 7.3-7.7 (m, 5H, Ar); FAB/MS: m/z (%) 346 (MH^+ , 100), 91(88). Anal. Calcd for $\text{C}_{19}\text{H}_{24}\text{NO}_3\text{P}$: C, 66.07; H, 7.00. Found: C, 66.18; H, 7.08.

(2-N-tert-Butylamino-1-Allyloxymethylethyl)Phosphinic Acid 6cc

yield: 81%; m.p. 241-242°C; ^{31}P NMR(CD_3OD) δ : 26.8; ^1H NMR ($\text{CDCl}_3:\text{CF}_3\text{COOD}$, 5:1) δ : 1.44(s, 9H, 3CH₃), 2.87(m, 1H), 3.5-4.0 (complex, 6H, 3CH₂), 5.21(ddt, 1H, $J_{\text{trans}} = 16.8$, $^2J_{\text{HH}} = ^4J_{\text{HH}} = 1.3$, =CH_A), 5.24(ddt, 1H, $J_{\text{cis}} = 10.6$, $^2J_{\text{HH}} = ^4J_{\text{HH}} = 1.3$, =CH_B), 5.75(ddt, 1H, $^3J = 6.2$, $J_{\text{trans}} = 16.8$, $J_{\text{cis}} =$

10.6, =CH), 7.4-7.5(m, 5H, Ar); FAB/MS:m/z(%) 312 (MH⁺, 100), 256(8), 141(4), 58(23). Anal. Calcd for C₁₆H₂₆NO₃P:C, 61.69; H, 8.41. Found: C, 61.59; H, 8.46.

(2-N-tert-Butylamino-1-Propargyloxymethylethyl)Phenylphosphinic Acid 6dc

yield: 65%; m.p. 230-231°C; ³¹P NMR (CD₃OD) δ: 26.6; ¹H NMR (CDCl₃:CF₃COOD, 5:1) δ: 1.46(s, 9H, 3CH₃), 2.46(t, 1H, ⁴J = 2.4, ≡CH), 2.88(m, 1H, CH), 3.5-3.8(complex, 4H, 2CH₂), 4.05(d, 2H, ⁴J = 2.4, CH₂), 7.5-7.8(m, 5H, Ar); FAB/MS:m/z(%) 310 (MH⁺, 100), 141(8). Anal. Calcd for C₁₆H₂₄NO₃P:C, 62.12; H, 7.82. Found: C, 61.97; H, 7.87.

(2-N-Cyclohexylamino-1-Isobutoxymethylethyl)Phenylphosphinic Acid 6ed

yield: 63%; m.p. 206-207°C; ³¹P NMR (CD₃OD) δ: 26.3; ¹H NMR (CDCl₃:CF₃COOD, 5:1) δ: 0.85 (d, 6H, J = 6.6, 2CH₃), 1.2-1.6 (m, 5H), 1.7-2.2 (complex, 6H), 2.5 (m, 1H), 2.95 (m, 1H), 3.16 (m, 2H), 3.45-3.80 (complex, 4H, 2CH₂), 7.5-7.8 (m, 5H, Ar); FAB/MS:m/z(%) 354 (MH⁺, 100), 57(31). Anal. Calcd for C₁₉H₃₂NO₃P:C, 64.56; H, 9.13. Found: C, 64.47; H, 9.05.

(2-N-Cyclohexylamino-1-Isopropoxymethylethyl)Phenylphosphinic Acid 6fd

m.p. 202-203°C; ³¹P NMR (CD₃OD) δ: 27.8; ¹H NMR (CDCl₃:CF₃COOD, 5:1) δ: 1.11 (d, 3H, J = 6.1, CH₃), 1.11 (d, 3H, J = 6.1, CH₃), 1.25-1.50 (m, 5H), 1.7-2.2 (m, 5H), 2.50 (sep, 1H, J = 6.1, CH), 2.87 (m, 1H, CH), 3.14 (m, 1H, CH), 3.45-3.80 (complex, 4H, 2CH₂), 7.5-7.8 (m, 5H, Ar); FAB/MS:m/z(%) 340 (MH⁺, 100), 141(7), 56(17). Anal. Calcd for C₁₈H₃₀NO₃P:C, 63.70; H, 8.91. Found: C, 63.61; H, 8.97.

Aminophosphinic Acids 8

General Procedure

A solution of vinylphosphinate (4 mmol) in methanol (20 ml) was added to 25% aqueous ammonia (50 ml). The reaction mixture was kept at room temperature for three weeks. The crude product was further worked up as described above.

(2-Amino-1-Methoxymethylethyl)Phenylphosphinic Acid 8a

yield: 76%; m.p. 254-255°C; ³¹P NMR (CD₃OD) δ: 26.3; ¹H NMR (CDCl₃:CF₃COOD, 5:1) δ: 2.60 (m, 1H), 3.24 (s, 3H, CH₃), 3.4-3.7 (complex,

4H), 7.5-7.8 (m, 5H, Ar); FAB/MS:*m/z*(%) 230 (MH⁺, 100), 141 (6). Anal. Calcd for C₁₀H₁₆NO₃P: C, 52.40; H, 7.04. Found: C, 52.29; H, 7.09.

(2-Amino-1-Benzyloxymethylethyl)Phenylphosphinic Acid 8b

yield 59%; m.p. 221-222°C; ³¹P NMR (CD₃OD) δ: 26.8; ¹H NMR (CDCl₃:CF₃COOD, 5:1) δ: 2.71 (m, 1H), 3.41-3.81 (complex, 4H), 4.38 (d, 1H, J_{AB} = 11.5, CH_A), 4.47 (d, 1H, J_{AB} = 11.5, CH_B), 7.1-7.5 (m, 10H, Ar); FAB/MS:*m/z*(%) 306 (MH⁺, 52), 91(100). Anal. Calcd for C₁₆H₂₀NO₃P: C, 62.94; H, 6.60. Found: C, 62.86; H, 6.67.

(2-Amino-1-Allyloxymethylethyl)Phenylphosphinic Acid 8c

yield 62%; m.p. 211-212°C; ³¹P NMR (CD₃OD) δ: 27.3; ¹H NMR (CDCl₃:CF₃COOD, 5:1) δ: 2.68 (m, 1H), 3.50-3.95 (complex, 6H, 3CH₂), 5.19 (ddt, 1H, J_{trans} = 16.8, ²J_{HH} = ⁴J_{HH} = 1.3, =CH_A), 5.21 (ddt, 1H, J_{cis} = 10.7, ²J_{HH} = ⁴J_{HH} = 1.3, =CH_B), 5.74 (ddt, 1H, ³J = 6.2, J_{cis} = 10.7, J_{trans} = 16.8, =CH), 7.5-7.8 (m, 5H, Ar); FAB/MS:*m/z*(%) 256 (MH⁺, 100), 141(14), 91(18), 73(14), 56(34). Anal. Calcd for C₁₂H₁₈NO₃P: C, 56.46; H, 7.10. Found: C, 56.27; H, 7.18.

(2-Amino-1-Propargyloxymethylethyl)Phenylphosphinic Acid 8d

yield: 34%; m.p. 206-207°C, ³¹P NMR (CD₃OD) δ: 25.6; ¹H NMR (CDCl₃:CF₃COOD, 5:1) δ: 2.43 (t, 1H, ⁴J = 2.4, ≡CH), 2.71 (m, 1H), 3.66-3.90 (complex, 4H, 2CH₂), 4.07 (d, 2H, ⁴J = 2.4, CH₂), 7.5-7.8 (m, 5H, Ar); FAB/MS:*m/z*(%) 254 (MH⁺, 100). Anal. Calcd for C₁₂H₁₆NO₃P: C, 56.91; H, 6.37. Found: C, 56.75; H, 6.28.

(2-Amino-1-Isobutoxymethylethyl)Phenylphosphinic Acid 8e

yield: 47%; m.p. 232-233°C; ³¹P NMR (CD₃OD) δ: 26.4; ¹H NMR (CDCl₃:CF₃COOD, 5:1) δ: 0.83 (d, 3H, J = 6.7, CH₃), 0.84 (d, 3H, 6.7, CH₃), 1.78 (m, 1H, J = 6.7, CH), 2.70 (m, 1H, CH), 3.09 (dd, 1H, ³J = 6.7, J_{AB} = 9.2, CH_A), 3.19 (dd, 1H, ³J = 6.7, J_{AB} = 9.2, CH_B), 3.5-3.8 (complex, 4H, 2CH₂), 7.5-7.8 (m, 5H, Ar); FAB/MS:*m/z*(%), 272 (MH⁺, 100), 141(9). Anal. Calcd for C₁₃H₂₂NO₃P: C, 57.55; H, 8.17. Found: C, 57.72; H, 8.11.

(2-Amino-1-Isopropoxymethylethyl)Phenylphosphinic Acid 8f

yield: 56%; m.p. 234-235°C; ³¹P NMR (CD₃OD) δ: 25.9; ¹H NMR (CDCl₃:CF₃COOD, 5:1) δ: 1.11 (d, 3H, J = 6.1, CH₃), 1.12 (d, 3H, J = 6.1, CH₃),

2.75 (m, 1H, CH), 3.50-3.85 (complex, 5H, 2CH₂, CH), 7.5-7.8 (m, 5H, Ar); FAB/MS:m/z(%), 258 (MH⁺, 100), 141(12). Anal. Calcd for C₁₂H₂₀NO₃P: C, 56.02; H, 7.83. Found: C, 55.93; H, 7.90.

References

- [1] E. A. Boyd, M. E. K. Boyd and V.M. Loh Jr., *Tetrahedron Lett.*, **37**, 1651 and references cited therein (1996).
- [2] I. V. Komarov, M. Yu. Kornilov, A. V. Turov, M. V. Gorichko, V. O. Popov, A. A. Tolmachev and A. J. Kirby, *Tetrahedron*, **45**, 12417 (1995).
- [3] H. Lei, M. S. Stoakes, K. B. P. Herath, J. Lee and A. W. Schwabacher, *J. Org. Chem.*, **59**, 4206 (1994).
- [4] F. Hong, J. Xia and Y. Xu, *J. Chem. Soc., Perkin Trans. 1* 1665 (1994).
- [5] J. Berge and G. N. Moore, *Synlett*, 187 (1994).
- [6] T. Hanaya, A. Akamatsu, S. Kawase and H. Yamamoto, *J. Chem. Research (S)*, 194 (1995).
- [7] M. F. Fernandez, C. P. Vlaar, H. Fan, Y.-H. Liu, F. R. Fronczek and R. P. Hammer, *J. Org. Chem.*, **60**, 7390 (1995).
- [8] W. R. Schoen and W. H. Parsons, *Tetrahedron Lett.*, **29**, 5201 (1988).
- [9] H. Gross and Th. Gnauk, *J. Prakt. Chem.*, **318**, 157 (1976).
- [10] N. Minowa, N. Fukatsu, T. Niida, M. Tokada and K. Sato, *Tetrahedron Lett.*, **24**, 2391 (1983).
- [11] N. Minowa, M. Hirayama and S. Fukatsu, *Tetrahedron Lett.*, **25**, 1147 (1984).
- [12] N. Minowa, M. Hirayama and S. Fukatsu, *Bull. Chem. Soc. Jpn.*, **60**, 1761 (1987).
- [13] L. Maier and P. J. Lea, *Phosphorus and Sulfur*, **17**, 1 (1983).
- [14] L. Maier, G. Rist and P. J. Lea, *Phosphorus and Sulfur*, **18**, 349 (1983).
- [15] Y. Xu and Z. Li, *Synthesis*, 240 (1986).
- [16] Y. Xu, H. Wei, J. Zhang and G. Huang, *Tetrahedron Lett.*, **30**, 949 (1989).
- [17] E. E. Borisova, R. D. Gareev, T. A. Guseva, L. M. Kozlov and I. M. Shermergorn, *Dokl. Akad. Nauk. SSSR*, **226**, 1330 (1976).
- [18] H. Krawczyk, *Phosphorus, Sulfur and Silicon*, **113**, 39 (1996).
- [19] J. Michalski and S. Musierowicz, *Angew. Chem.*, **79**, 1070 (1967).
- [20] L. Maier, *Phosphorus and Sulfur*, **14**, 295 (1983).
- [21] P. Kafarski and B. Lejczak, *Phosphorus, Sulfur and Silicon*, **63**, 193 (1991).
- [22] R. Neidlein, P. Greulich and W. Kramer, *Helv. Chim. Acta*, **76**, 2407 (1993).
- [23] H. Shenhav, S. Rappoport and S. Patai, *J. Chem. Soc. B*, 469 (1970).
- [24] G. Märkl and B. Merkl, *Tetrahedron Lett.*, **22**, 4459 (1981).
- [25] D. J. Collins, S-A. Mollard, N. Rose and J. M. Swan, *Aust. J. Chem.*, **27**, 2365 (1974).
- [26] D. Cavalla, W. B. Cruse and S. Warren, *J. Chem. Soc., Perkin Trans. I*, 1883 (1987).
- [27] P. Perlmutter and M. Tabone, *Tetrahedron Lett.*, **29**, 949 (1988).
- [28] H. Amri, M. M. El Gaied, T. Ben Ayed and J. Villieras, *Tetrahedron Lett.*, **33**, 6159 (1992).
- [29] G. Jenner, *Tetrahedron Lett.*, **36**, 233 (1995).
- [30] G. M. Kosolapoff and L. Maier, eds., "Organic Phosphorus Compounds" Wiley-Interscience: New York, 1972, Vol. 6, p. 47.
- [31] D. R. Leslie and S. Pantelidis, *Aust. J. Chem.*, **47**, 545 (1994).
- [32] H. Krawczyk, unpublished results.
- [33] S. Patai, ed, "The Chemistry of Alkenes", Interscience, London, 1964, Chapt. 8, p. 483.
- [34] D. Crich, A. L. J. Beckwith, Ch. Chen, Q. Yao, J. G. E. Davison, R. W. Longmore, C. Anaya de Parrodi, L. Quintero-Cortes and J. Sandoval-Ramirez, *J. Am. Chem. Soc.*, **117**, 8757 (1995).